

Format of Holding of Specified securities

1. Name of Listed Entity: WENDT (INDIA) LIMITED
2. Scrip Code/Name of Scrip/Class of Security: 505412, WENDT, EQUITY SHARES
3. Share Holding Pattern Filed under: ~~Reg-31(1)(a)/Reg-31(1)(b)/Reg-31(1)(c)~~

- a. if under 31(1)(b) then indicate the report for quarter ending 31/03/2016
- b. if under 31(1)(c) then indicate date of allotment/extinguishment

4. Declaration : The Listed entity is required to submit the following declaration to the extent of submission of information:

Particulars	YES*	NO*
a Whether the Listed Entity has issued any partly paid up shares		NO
b Whether the Listed Entity has issued any Convertible Securities or Warrants?		NO
c Whether the Listed Entity has any shares against which depository receipts are issued?		NO
d Whether the Listed Entity has any shares in locked-in?		NO
e Whether any shares held by promoters are pledge or otherwise encumbered?		NO

\*If the Listed Entity selects the option 'NO' for the questions above, the columns for the partly paid up shares, Outstanding Convertible Securities/Warrants, depository receipts, locked-in shares, No of shares pledged or otherwise encumbered by promoters, as applicable, shall not be displayed at the time of dissemination on the Stock Exchange website. Also wherever there is 'No' declared by Listed entity in above table the values will be considered as 'Zero' by default on submission of the format of holding of specified securities.

- 5 The tabular format for disclosure of holding of specified securities is as follows:




Table 1 - Summary Statement holding of specified securities

Category	Category of Shareholder	No of Shareholders	No of fully paid up equity shares held	No of Partly paid-up equity shares held	No of Shares Depository Receipts	Total No of Shares held (VII) = (IV)+(V)+(VI)	Shareholding as a % of total no of shares (As a % of (A+B+C2))	Number of Voting Rights held in each class of securities			No of Shares Underlying Outstanding convertible securities (including Warrants)	Shareholding as a % assuming full conversion of convertible securities (as a percentage of diluted share capital)	Number of Locked in Shares		Number of Shares pledged or otherwise encumbered		Number of equity shares held in dematerialized form
(I)	(II)	(III)	(IV)	(V)	(VI)	(VII)	(VIII)	Class X	Class Y	Total (IX)	(X)	(XI)	No.	As a % of total Shares	No.	As a % of total Shares held	(XIV)
(A)	Promoter & Promoter Group	2	1594704	0	0	1594704	79.74	1594704	0	1594704	79.74	0	0	0.00	0	0.00	1594704
(B)	Public	5193	405295	0	0	405295	20.26	405295	0	405295	20.26	0	0	0.00	NA	NA	355221
(C)	Non Promoter-Non Public						NA	0	0	0	0	NA	0	0.00	NA	NA	0
(C1)	Shares Underlying Dis	0	0	0	0	0	0.00	0	0	0	0	0.00	0	0.00	NA	NA	0
(C2)	Shares held by Employees Trusts	0	0	0	0	0	0.00	0	0	0	0	0.00	0	0.00	NA	NA	0
	<b>Total:</b>	<b>5193</b>	<b>2000000</b>	<b>0</b>	<b>0</b>	<b>2000000</b>	<b>100.00</b>	<b>2000000</b>	<b>0</b>	<b>2000000</b>	<b>100.00</b>	<b>0</b>	<b>0</b>	<b>0.00</b>	<b>0</b>	<b>0.00</b>	<b>1549925</b>



Table II - Statement showing shareholding pattern of the Promoter and Promoter Group

Category	Category & Name of the Shareholder	PAN	No of Shareholders	No of Fully paid up equity shares held	No of Partly paid-up equity shares held	No of Shares Underlying Depository Receipts	Total No of Shares held (iv+vy)	Shareholding as a % of total no of shares (calculated as per SCRR, 1957 (VIII) As a % of (A+B+C)	Number of Voting Rights held in each class of securities			No of Shares Underlying Outstanding convertible securities (including Warrants)	Shareholding as a % assuming full conversion of convertible Securities (as a percentage of diluted share capital) (vi)+(x) As a % of (A+B+C)	Number of Locked in Shares		Number of Shares pledged or otherwise encumbered		Number of equity shares held in dematerialized form
									Class X	Class Y	Total	Total as a % of (A+B+C)		No.	As a % of total Shares held	No.	As a % of total Shares held	
	(i)	(ii)	(iii)	(iv)	(v)	(vi)	(vii)	(viii)			(ix)		(x)		(xi)		(xii)	
(1)	Indian																	
(a)	Individuals/Hindu undivided Family		1	797352	0	0	797352	39.87	797352	0	797352	39.87	0	0	0.00	0	0.00	797352
(b)	CARBORUNDUM UNIVERSAL LIMITED	AAACCA244P	1	797352	0	0	797352	39.87	797352	0	797352	39.87	0	0	0.00	0	0.00	797352
(c)	Central Government/State Government(s)		0	0	0	0	0	0.00	0	0	0	0.00	0	0	0.00	0	0.00	0
(d)	Financial Institutions/Banks		0	0	0	0	0	0.00	0	0	0	0.00	0	0	0.00	0	0.00	0
(e)	Any Other		0	0	0	0	0	0.00	0	0	0	0.00	0	0	0.00	0	0.00	0
(2)	Sub-Total (A)(1)		1	797352	0	0	797352	39.87	797352	0	797352	39.87	0	0	0.00	0	0.00	797352
	Foreign																	
(a)	Individuals (Non-Resident Individuals/Foreign																	
(b)	Government		0	0	0	0	0	0.00	0	0	0	0.00	0	0	0.00	0	0.00	0
(c)	Institutions		0	0	0	0	0	0.00	0	0	0	0.00	0	0	0.00	0	0.00	0
(d)	Foreign Portfolio Investor		0	0	0	0	0	0.00	0	0	0	0.00	0	0	0.00	0	0.00	0
(e)	Any Other		1	797352	0	0	797352	39.87	797352	0	797352	39.87	0	0	0.00	0	0.00	797352
	WENDT GIABH	AAACW64366	1	797352	0	0	797352	39.87	797352	0	797352	39.87	0	0	0.00	0	0.00	797352
	Sub-Total (A)(2)		1	797352	0	0	797352	39.87	797352	0	797352	39.87	0	0	0.00	0	0.00	797352
	Total Shareholding of Promoter and Promoter Group (A)=(A)(1)+(A)(2)		2	1594704	0	0	1594704	79.74	1594704	0	1594704	79.74	0	0	0.00	0	0.00	1594704




Table III - Statement showing shareholding pattern of the Public shareholder


Category	Category & Name of the Shareholder	PAN	No of Shareholders	No of Fully paid up equity shares held	No of Partly paid-up equity shares held	No of Shares Underlying Depository Receipts	Total No. of Shares Held (iv+v+vi)	Shareholding as % of total no. of shares (A+B+C)	Number of Voting Rights held in each class of securities			No of Shares Underlying Outstanding convertible securities (including Warrants)	Shareholding as a % of diluted share capital	Number of Locked in Shares		Number of Shares pledged or otherwise encumbered		Number of equity shares held in dematerialized form
									No of Voting Rights					No.	As a % of total Shares held	No.	As a % of total Shares held	
									Class X	Class Y	Total	Total as a % of (A+B+C)						
	(i)	(ii)	(iii)	(iv)	(v)	(vi)	(vii)	(viii)	(ix)			(x)	(xi)	(xii)	(xiii)	(xiv)	(xv)	(xvi)
(1)	Institutions																	
(a)	Mutual Funds		0	0	0	0	0	0.00	0	0	0	0.00	0	0	0.00	NA	NA	0
(b)	Venture Capital Funds		0	0	0	0	0	0.00	0	0	0	0.00	0	0	0.00	NA	NA	0
(c)	Adventurous Investment Funds		0	0	0	0	0	0.00	0	0	0	0.00	0	0	0.00	NA	NA	0
(d)	Foreign Portfolio Investors		0	0	0	0	0	0.00	0	0	0	0.00	0	0	0.00	NA	NA	0
(e)	Foreign Portfolio Investors		0	0	0	0	0	0.00	0	0	0	0.00	0	0	0.00	NA	NA	0
(f)	Financial Institutions/Banks		2	1850	0	0	1850	0.09	1850	0	1850	0.09	0	0	0.00	NA	NA	1850
(g)	Insurance Companies		0	0	0	0	0	0.00	0	0	0	0.00	0	0	0.00	NA	NA	0
(h)	Provident Funds/Pension Funds		0	0	0	0	0	0.00	0	0	0	0.00	0	0	0.00	NA	NA	0
(i)	Any Other																	
(j)	Sub Total (B)(1)		2	1850	0	0	1850	0.09	1850	0	1850	0.09	0	0	0.00	NA	NA	1850
(2)	Central Government/State Government(s)/President of India		0	0	0	0	0	0.00	0	0	0	0.00	0	0	0.00	NA	NA	0
(3)	Sub Total (B)(2)		0	0	0	0	0	0.00	0	0	0	0.00	0	0	0.00	NA	NA	0
(a)	Non-Institutions		4867	379984	0	0	379984	19.00	379984	0	379984	19.00	0	0	0.00	NA	NA	380109
(b)	Individual Shareholders holding nominal share capital up to Rs. 2 lakhs																	
(c)	Individual Shareholders holding nominal share capital in excess of Rs. 2 lakhs		0	0	0	0	0	0.00	0	0	0	0.00	0	0	0.00	NA	NA	0
(d)	HFSC Registered with RBI		0	0	0	0	0	0.00	0	0	0	0.00	0	0	0.00	NA	NA	0
(e)	Depository Participants (DPs) (Balancing figure)		0	0	0	0	0	0.00	0	0	0	0.00	0	0	0.00	NA	NA	0
(f)	Any Other																	
(g)	TRUSTS		1	300	0	0	300	0.02	300	0	300	0.02	0	0	0.00	NA	NA	300
(h)	NON RESIDENT INDIANS		66	5128	0	0	5128	0.26	5128	0	5128	0.26	0	0	0.00	NA	NA	5128
(i)	CLANNING MEMBERS		8	120	0	0	120	0.01	120	0	120	0.01	0	0	0.00	NA	NA	120
(j)	BODIES CORPORATES		149	17914	0	0	17914	0.90	17914	0	17914	0.90	0	0	0.00	NA	NA	17914
(k)	Sub Total (B)(3)		5193	409246	0	0	409246	20.17	409246	0	409246	20.17	0	0	0.00	NA	NA	353971
	Total Public Shareholding (B) = (B)(1)+(B)(2)+(B)(3)		5193	409296	0	0	409296	20.26	409296	0	409296	20.26	0	0	0.00			355221






Table IV - Statement showing shareholding pattern of the Non Promoter - Non Public Shareholder

Category	Category & Name of the Shareholder	PAN	No of Shareholders	No of fully paid up equity shares held	No of Partly paid-up equity shares held	No of Shares Underlying Depository Receipts	Total No of Shares Held (IV+V+VI)	Shareholding as a % of total shares (A+B+C2)	Number of Voting Rights held in each class of securities			No of Shares Underlying Outstanding convertible securities (including Warrants)	Shareholding as a % assuming full conversion of convertible Securities (as a percentage of diluted share capital)	Number of Locked in Shares		Number of Shares pledged or otherwise encumbered	Number of equity shares held in dematerialized form	
									No of Voting Rights					No.	As a % of total Shares held	No.	As a % of total Shares	
									Class X	Class Y	Total	Total as a % of						
	(I)	(II)	(III)	(IV)	(V)	(VI)	(VII)	(VIII)		(IX)		(X)	(XI)		(XII)		(XIII)	(XIV)
(1)	Custodian/DR Holder		0	0	0	0	0	0.00	0	0	0	0.00	0	0.00	0	0.00	NA	0
(2)	Employee Benefit Trust (under SEBI(Share based Employee Benefit) Regula		0	0	0	0	0	0.00	0	0	0	0.00	0	0.00	0	0.00	NA	0
			0	0	0	0	0	0.00	0	0	0	0.00	0	0.00	0	0.00		0
	Total Non-Promoter-Non Public Shareholding (C) = (C1)+(C2)																	



Details of the shareholders acting as persons in Concert including their Shareholding:			
Name of Shareholder	Name of PAC	No of shares	Holding%
Total:		0	0



Details of Shares which remain unclaimed may be given hear along with details such as number of shareholders, outstanding shares held in demat/unclaimed suspense account	
No of Shareholders	No of shares

